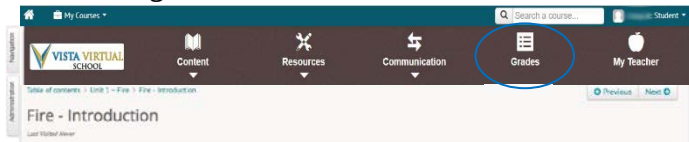


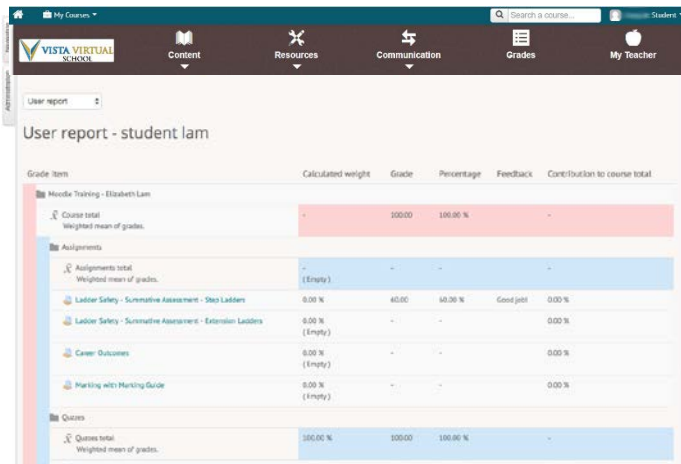
Keeping track of your grades on Vista Virtual School's Online Learning Management System ([SIS](#)) is easy. You can do this by following the steps provided below.

To View your Grades

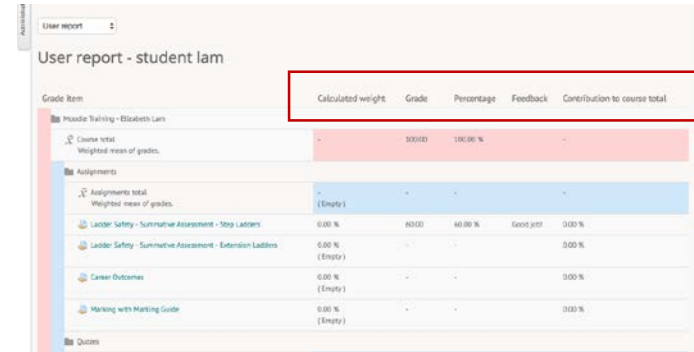
1. On the navigation bar, select the **Grades** menu.



Here, you'll see your grades and feedback for the current course. Grades are set up differently in every course, so it's normal to see some variation here.

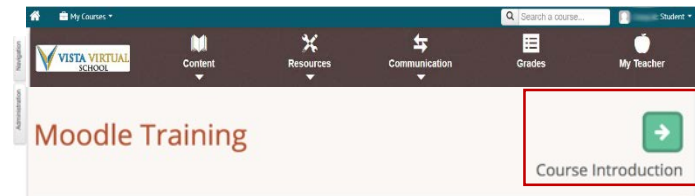


Note: Note the columns at the top. Those represent the most important factors in the calculation of your grades for the given course.



Note: Look for any **Formative** or **Summative** items listed under the **Grade item** column. **Formative** tasks are meant to help you learn and provide practice, but they do not count towards your final grade. **Summative** tasks measure your understanding and do count towards your final grade.

2. If you're ever interested in learning more about how your grades are calculated and weighted, you can always visit the course introduction on your homepage to learn more about it.



Contact

If at any time you have questions, please contact us at 1-855-974-5333 x5317 or vsupport@pembinahills.ca.