

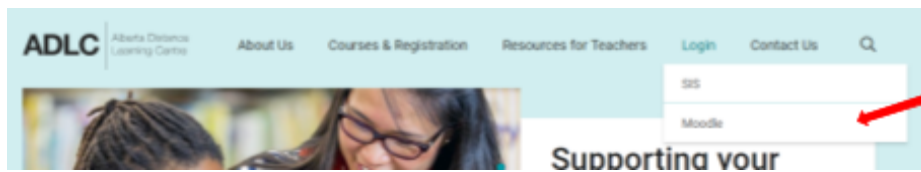
ADLC's Learning Management System (Moodle) can be accessed through

- ADLC Website
- Student Information System (SIS)
- Directly through the Moodle website

Note: Although you can view the LMS in numerous ways, the first method is recommended because it will provide you with access to the latest news about system and course updates.

Logging in through the ADLC Website

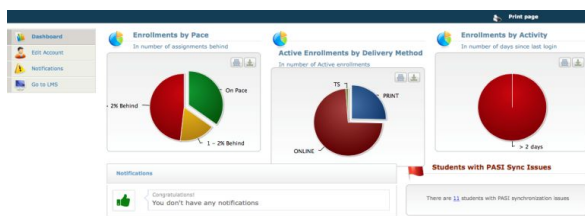
1. Go the ADLC website www.adlc.ca
2. Click **Login** in the upper right-hand corner of the page.



3. Select **Moodle**.
4. Enter your SIS username and password (same login for both systems).
5. Click **Login**.

Logging in through SIS

1. Go to SIS <https://sis.adlc.ca>
2. Enter your SIS username and password.
3. Click **Login**.
4. Select **Go to LMS**.



5. Select the computer icon beside Moodle.

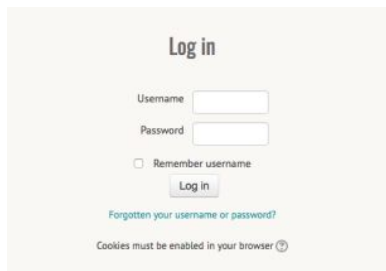
There are 2 LMS:

Go to LMS	Name	LMS Type
	D2L	D2L (via Valencia AFD)
	MOODLE	Adformoodle

6. Since SIS and Moodle passwords are synchronized, there is no need to re-enter your login information. The system will automatically recognize you and take you to your ADLC Learning Management System home page.
Note: ADLC's LMS works best with either Chrome or Firefox. Please download it, install it, and use it for the best possible experience.
7. Note the course list; it lists all of the courses you have available. Just click on the course you want to get started.

Logging in Directly through the Moodle Website

1. Go to ADLC's LMS <https://moodle.adlc.ca>
2. Enter your Moodle username and password.



The image shows a Moodle login form with the following elements:

- Title: Log in
- Username: Input field
- Password: Input field
- Remember username: Remember username
- Log In: Button
- Forgotten your username or password?: Link
- Cookies must be enabled in your browser: Message with a help icon


3. Click **Log In**. Once you've logged in, you'll be taken to your ADLC Learning Management System home page.

Note: ADLC's LMS works best with Chrome or Firefox. Please download it, install it, and use it for the best possible learning experience.

4. Note the course list; it lists all of the courses you have available. Just click on the course you want to get started.

Returning to the Home Page

Want to go back home? No worries! Click on the **Home** icon or **ADLC logo** in the top left corner of any page and you will be returned to the home page.



Questions?

Give us a call at 1-866-774-5333, ext. 5256 or email moodlesupport@adlc.ca